

PAREXUSA COLOR COLLECTION



Oyster
7010L (57)



Limestone
10402L (55)



Ivory
10444L (64)



Light
7013L (53)



Rose
7019L (55)



Clear Linen
10431L (64)



Moonstone
10446L (51)



Warm Sand
10432L (43)



Beach
7013L (37)



Tumbledwood
7014L (37)



Almond
10407L (58)



Bamboo
10429L (53)



Ochre
10413L (47)



Larkspur
3026L (48)



Italia
3023L (26)



Dry River
817L (34)



Rashide
7022L (30)



River Rock
1565L (34)



Pottery
1566L (31)



Sombroso
7023L (23)



Terra
272L (31)



Saddle
7015L (29)



Cafe
7016L (24)



Teig
3021L (21)



Laredo
3028L (17)

Each color number is designated by either an L or a D to represent Light or Dark base, respectively.

When it comes to color Parex USA has the entire spectrum covered. This chart represents a few examples of what Parex USA can create, but the possibilities are limitless. Parex USA's Color and Sample Department is available to bring your vision to life. We can help match colors from just about any type of sample. For more information, contact us at 866-516-0061 x 1985 or color.samples@parexusa.com.




Buckskin
702R (45)



Quarry
307R (48)



Moorland
307L (66)



Mission
303R (50)



Sonata
305R (64)



Lariat
827L (57)



Tawny
306R (45)



Nuptial
300R (52)



Raven
301R (45)



Resin
302R (41)



Casa
827L (52)



Denskin
156R (37)



Winthrop
300R (40)



Canyon
307L (28)



Montecito
302L (36)



Buffalo
806L (38)



Taos
156R (21)



Hacienda
300L (26)



Sun Dried
301L (17)



Agave
304D (17)



Clay
1571L (24)



Rio Bravo
825L (20)



Vega
1570L (23)



Red Rock
304D (14)




Los Olivos
304D (15)

Numbers in () indicate the reflective value. The higher the number, the less UV light the color absorbs and the greater the reflectance. The use of dark colors in some climatic conditions may result in EPS temperatures that exceed the EPS temperature limitation (160°F).

These colors are intended to show the approximate color. Color will vary depending on type of finish and texture selected. Application by machine spray or texturing will increase the depth of color. Variation in color due to weather, job conditions and method of application should be expected. For color verification, request an actual sample in the color and texture prior to ordering material. Apply a small sample to be used on actual substrate before proceeding with the application. Parex USA is not responsible for color correctness of applied finish. Color must be verified and approved by owner prior to application.



Snowball
3040L (75)



Dove
3003L (53)



Mountain
3014L (56)




Stone Bluff
351L (45)



Ranch
3024L (27)



Gray White
3013L (61)



Plateau
3019L (50)




Lovestar
3028L (29)



Canvas
3004L (45)



Santiago
3032L (19)



Waters Edge
3029L (40)



Sea Day
3018L (33)



Dutch Blue
3042L (23)



Sweet Grass
3012L (39)



Marala
3022L (17)



Preter
3016L (29)



Teal Med
3037L (16)



Blue Med
3038L (12)



Channel
3017L (21)



Cavern
3031L (17)



Basalt
3015L (29)



Tuxedo
3033L (12)



Sheridan
3034L (13)



Rose Cello
3030L (17)



Cliff
3039L (6)

LRV numbers below 25 are not recommended for use over EIFS in large areas.
For questions regarding use of colors below LRV of 25, contact Parex USA Technical Services Department.